

How to Look up Diagnosis, Procedure and Modifier Codes in Connect

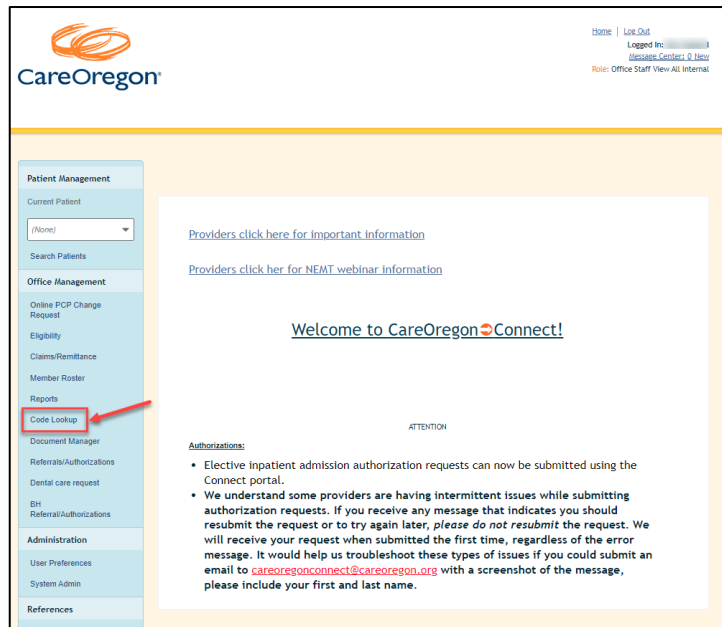
Code Lookup Method

To look up codes in Connect outside of an authorization request, click the **“Code Lookup”** tab in the left-side navigation menu to open the **“Code Search”** page.

On the **“Code Search”** page, click the radio button for the type of code you wish to search for.

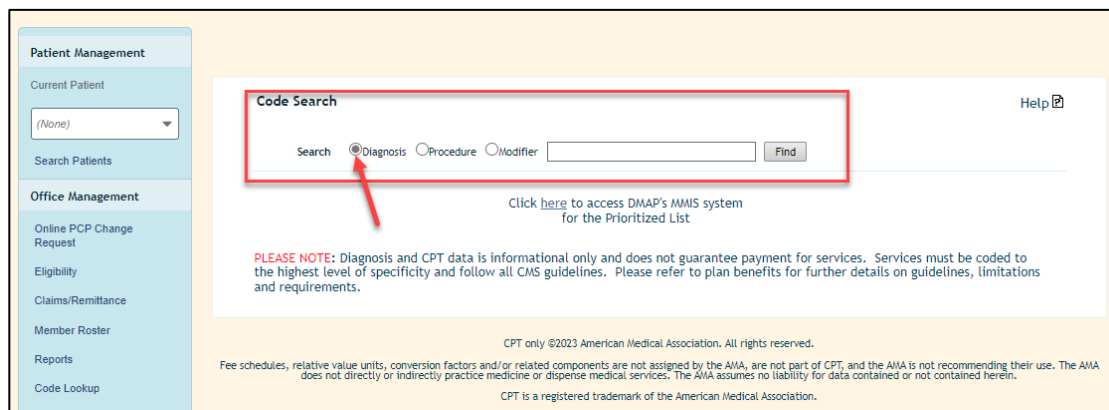
You can search for:

- Diagnosis Codes
- Procedure Codes (HCPCS/CPT)
- Modifiers

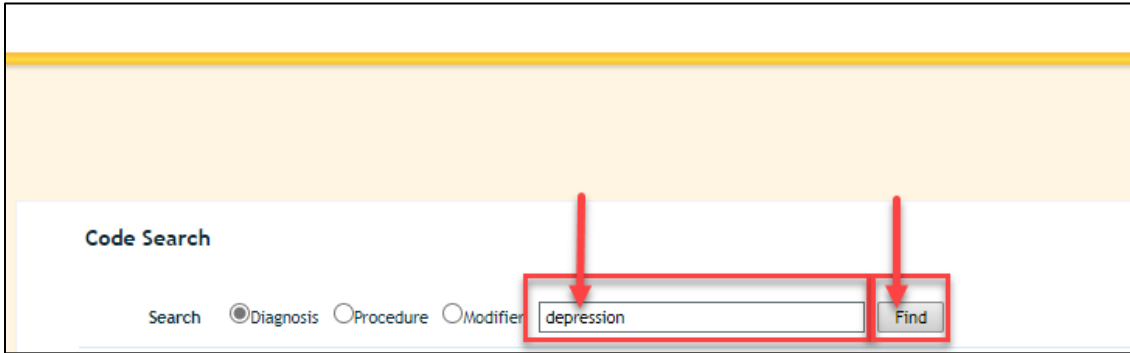


Diagnosis Code Example

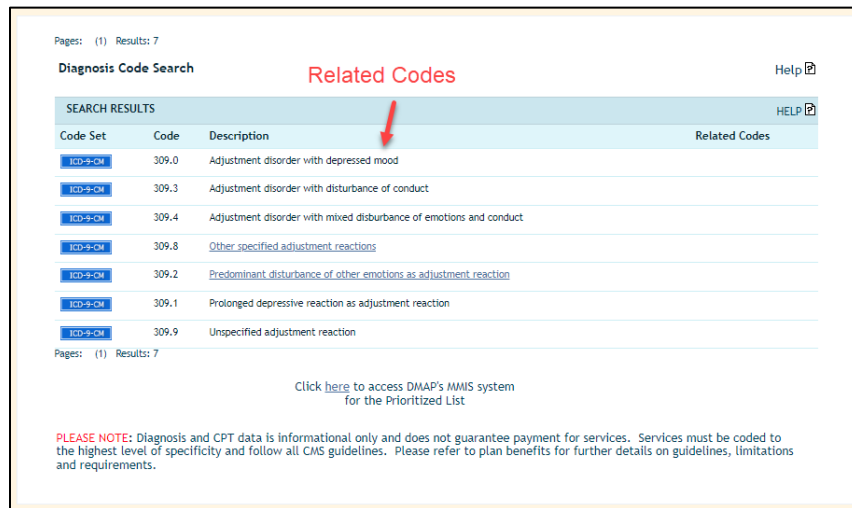
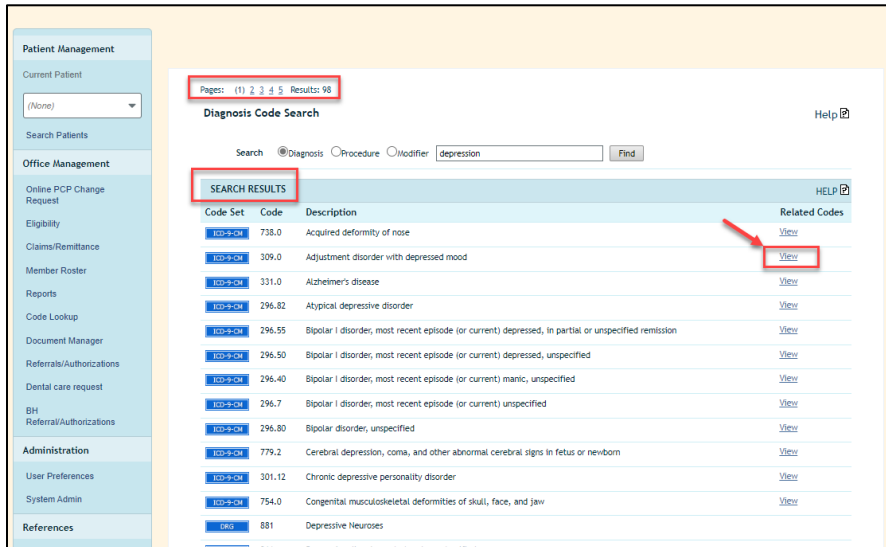
1. Select the radio button for **“Diagnosis.”**



2. Type a **code or description** into the search field, then click **“Find.”**



3. This will **populate a list of codes** related to your code or description. To view related codes, click the **“View”** button in the right-hand column.



Procedure Code Example


Using the “**Procedure**” code lookup, you can search by the description of the procedure or by the specific HCPCS/CPT code. A description may be helpful if you are unsure of the code related to the service type of your request.

Looking Up Codes While Entering a Request

You can also **look up diagnosis and procedure codes while entering an authorization.**

Diagnosis Code Search and Select

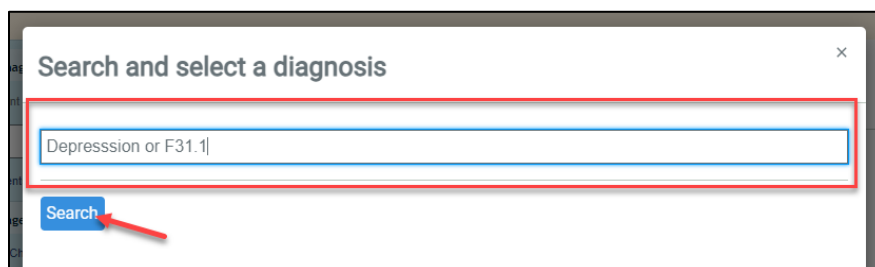
1. Within the **authorization**, under the “**Diagnosis**” section, click the magnifying glass.



Diagnosis

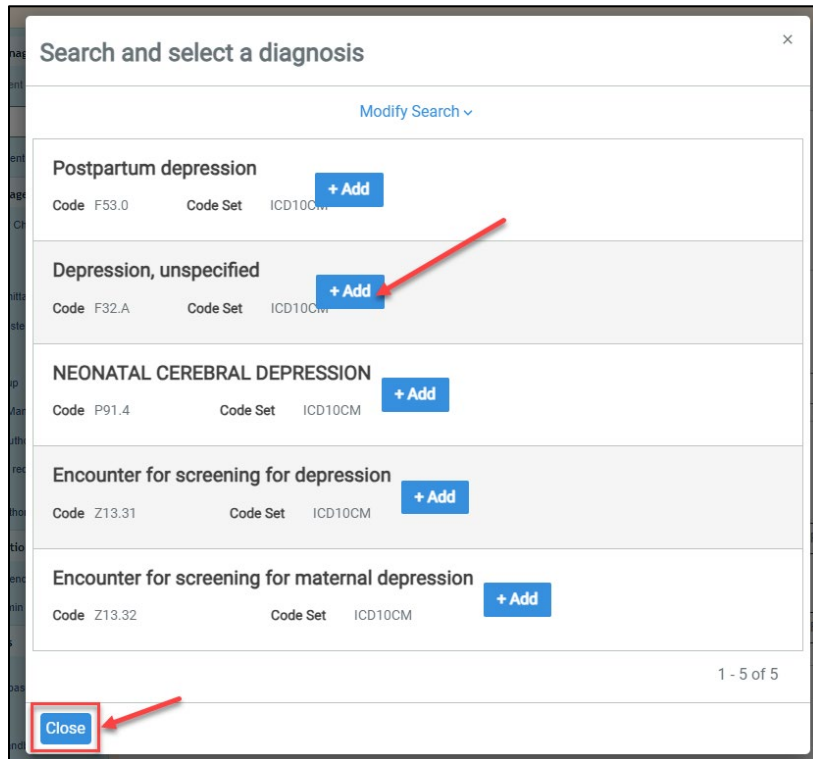
Search and select a diagnosis

2. This will open a new window where you can enter a **diagnosis code or description of a diagnosis code.**

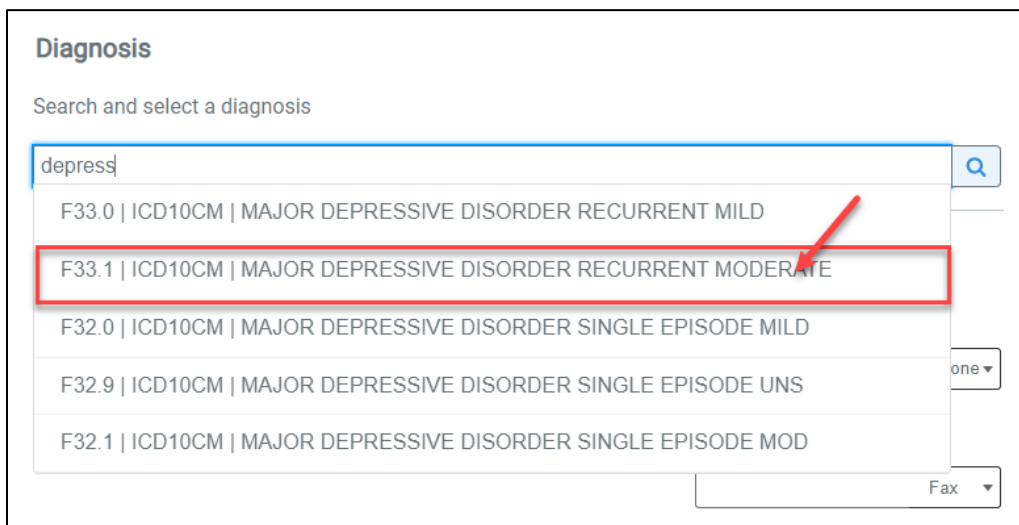


Search and select a diagnosis

3. After entering a diagnosis code or description, click **“Search.”** This will generate a list for you to select from. When you identify the code, click the **“+ Add”** button, then the **“Close”** button.




****Alternatively, you can **type directly into the diagnosis field**, and Connect will populate possible options. Click on the one that is most appropriate.

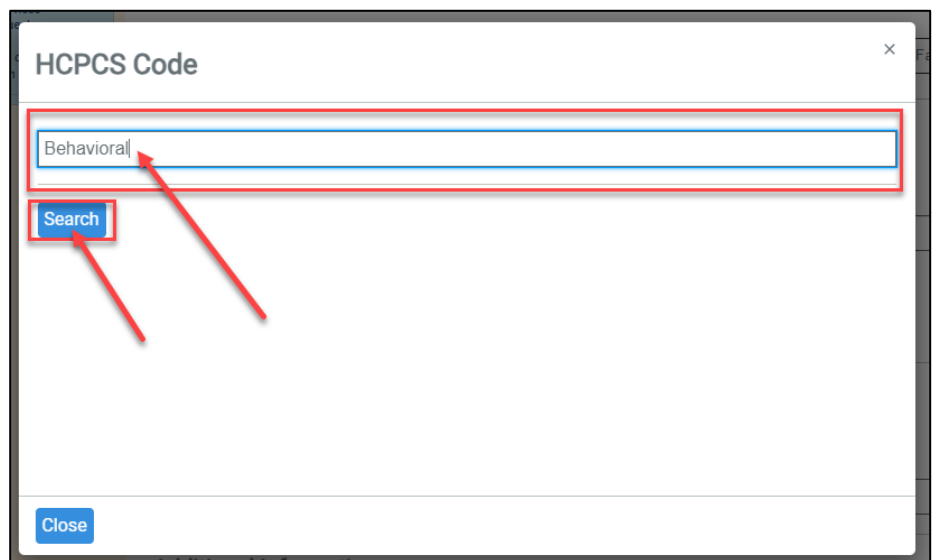


Procedure Code Search and Select

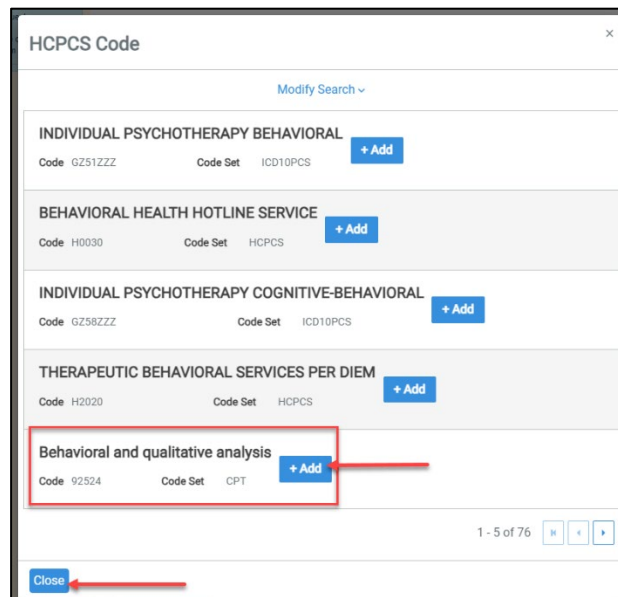
1. Within the authorization, under **“Requested Procedures,”** you will see **“HCPCS Code.”** Click the magnifying glass.



2. This will open a new window where you can enter a **procedure code or description of a procedure code.**



3. After entering a procedure code or description, click **“Search.”** This will generate a list for you select from. When you identify the code, click the **“+ Add”** button and then the **“Close”** button.



***Alternatively, you can type directly into the **HCPCS field**, and Connect will populate possible options. Click on the one that is most appropriate.

Requested Procedures

HCPCS Code

Q

H0030 | HCPCS | BEHAVIORAL HEALTH HOTLINE SERVICE

GZ51ZZZ | ICD10PCS | INDIVIDUAL PSYCHOTHERAPY BEHAVIORAL

H0025 | HCPCS | BEHAVIORAL HEALTH PREVENTION EDUCATION SERVICE

H2020 | HCPCS | THERAPEUTIC BEHAVIORAL SERVICES PER DIEM

GZ58ZZZ | ICD10PCS | INDIVIDUAL PSYCHOTHERAPY COGNITIVE-BEHAVIORAL

Additional Code Lookup Resources

Medicaid Management Information System (MMIS) - [Home \(or-medicaid.gov\)](http://or-medicaid.gov)

[CareOregon Provider Handbook](#) – Behavioral Health Provider

[CareOregon Provider Manual](#) – Physical Health Provider